



 [GasSafeRegister.co.uk/tenants](https://www.gasregister.co.uk/tenants)
 0800 408 5500

Canllawiau i denantiaid
ynghylch diogelwch nwy

Tenant's guide to
gas safety

GAS
safe
REGISTER



Y Gofrestr Gas Safe yw'r unig restr swyddogol o beirianwyr nwy sydd wedi'u cofrestru i weithio'n ddiogel ac yn gyfreithiol ar offer nwy.

Yn ôl y gyfraith, mae'n rhaid i unrhyw un a ddaw i osod, trwsio neu roi gwasanaeth i offer nwy yn eich cartref fod ar y Gofrestr Diogelwch Nwy.

Mae landlordiaid yn gyfrifol yn ôl y gyfraith am ddiogelwch nwy eu tenantiaid ac am yr offer nwy maen nhw'n eu cyflenwi. Ydych chi'n gwybod beth yw cyfrifoldeb eich landlord i'ch cadw'n ddiogel yn eich cartref?


The Gas Safe Register is the only official list of gas engineers who are registered to work safely and legally on gas.

By law, anyone who comes to fit, fix or service the gas appliances in your home must be on the Gas Safe Register.

Landlords are legally responsible for their tenants' gas safety and the gas appliances they provide. Do you know about your landlord's responsibilities to keep you safe in your home?

Cyfrifoldebau eich landlord

O dan y Rheoliadau Diogelwch Nwy (Gosod a Defnyddio), mae'n rhaid i'ch landlord:



Trefnu i beiriannydd cofrestredig Gas Safe gynnal gwiriad diogelwch nwy bob blwyddyn.




Cyflwyno copi i chi o gofnod diogelwch nwy'r landlord cyn i chi symud i mewn ac o fewn 28 niwrnod o gynnal y gwiriad blynyddol.



Cynnal yr offer nwy, y pibellau a'r ffliwiau nwy yn unol â chyfarwyddiadau'r gwneuthurwyr.


Os bydd eich landlord yn gwrthod ysgwyddo ei gyfrifoldebau cyfreithiol ynghylch nwy, cysylltwch â'r Awdurdod Iechyd a Diogelwch ar:

 [hse.gov.uk/gas/domestic](https://www.hse.gov.uk/gas/domestic)

 **0800 300 363**

Your landlord's responsibilities

Under The Gas Safety (Installation and Use) Regulations 1998 your landlord must:



Arrange for a Gas Safe registered engineer to carry out a gas safety check every year.




Provide you with a copy of the landlord gas safety record before you move in and within 28 days of the annual check taking place.



Maintain the gas appliances, gas pipework and flues in accordance with the manufacturer's instructions.

If your landlord refuses to carry out their legal gas responsibilities, contact the Health & Safety Executive (HSE) at:

 [hse.gov.uk/gas/domestic](https://www.hse.gov.uk/gas/domestic)

 **0800 300 363**

Eich diogelwch nwy

Dilynwch yr awgrymiadau syml hyn i aros yn ddiogel:

- Cydweithiwch gyda'ch landlord a sicrhewch eich bod yn rhoi mynediad i beiriannydd cofrestredig Gas Safe i'r eiddo, er mwyn iddynt allu cynnal gwiriad diogelwch.
- Gwiriwch eich offer nwy pob blwyddyn gan beiriannydd cofrestredig Gas Safe.
- Gwiriwch am arwyddion rhybudd efallai nad yw eich offer yn gweithio'n gywir:
 - staenio tywyll o huddyg ar neu o gwmpas eich offer nwy
 - fflamau melyn llipa yn hytrach na rhai glas crimp (ac eithrio tannau effaith tanwydd sy'n dangos fflam o'r lliw yma)
 - mwy o ddŵr yn casglu y tu fewn i ffenestri
 - mae golau peilot y boeler yn cadw i ddiffodd.
- Os ydych yn meddwl fod nam ar eich offer, diffoddwch yr offer a rhowch wybod i'ch landlord.

Beth i'w wneud mewn argyfwng nwy:

Mae offer nwy anniogel yn gallu eich rhoi chi mewn perygl o nwy yn gollwng, tannau, ffrwydradau a gwenwyno monocsid carbon (CO). Ni allwch weld, aroglu na blasu CO.

Adnabod yr arwyddion o wenwyno CO:

- cur pen
- pendro
- eisiau taflu i fyny
- colli gwynt
- llewygu
- mynd yn anymwybodol.

Os ydych yn profi'r symptomau hyn, neu'n amau fod nwy yn gollwng, ewch i gael awyr iach ar unwaith, chwiliwch am help meddygol a ffoniwch y rhif argyfwng nwy ar:

 **0800 111 999**

Your gas safety

Follow these simple tips to help keep you safe:

- Cooperate with your landlord and make sure you allow the Gas Safe registered engineer access to the property, so they can carry out the safety check.
- Have any gas appliances that you own checked every year by a Gas Safe registered engineer.
- Check for warning signs that your appliance might not be working correctly:
 - dark, sooty staining on or around your gas appliance
 - floppy yellow flames instead of crisp blue ones (except for fuel-effect fires that display this colour flame)
 - increased condensation inside windows
 - the boiler pilot light keeps going out.
- If you think your appliance is faulty, turn it off and let your landlord know.

What to do in a gas emergency:

Unsafe gas appliances can put you at risk of gas leaks, fires, explosions and carbon monoxide (CO) poisoning. You cannot see, smell or taste CO.

Know the signs of CO poisoning:

- headaches
- dizziness
- nausea
- breathlessness
- collapse
- loss of consciousness.

If you experience these symptoms, or suspect a gas leak, get fresh air immediately, seek medical help, and call the gas emergency number:

 **0800 111 999**